

TURCK

Pressure Instrumentation

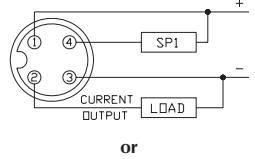
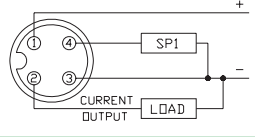
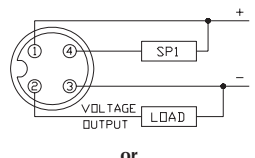
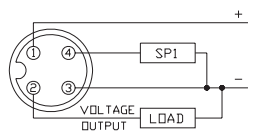
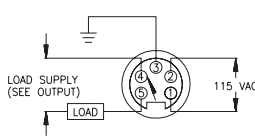


Housing Style	Part Number	ID Number	Pressure Range (psi)	Allowable Overpressure (psi)	Minimum Burst Pressure (psi)	Output
4-Wire DC Discrete NPN or PNP and Analog Current Output 	PC001V-Gi1/4A1M-LIAPN8X-H1141	M6831026	-14.5 to 0	43.5	72.5	NPN or PNP, N.O./N.C. and 4-20 mA
	PC001-Gi1/4A1M-LIAPN8X-H1141	M6831027	0 to 14.5	58	87	
	PC002-Gi1/4A1M-LIAPN8X-H1141	M6831028	0 to 36.25	145	217.5	
	PC010-Gi1/4A1M-LIAPN8X-H1141	M6831029	0 to 145	580	870	
	PC016-Gi1/4A1M-LIAPN8X-H1141	M6831030	0 to 232	928	1392	
	PC025-Gi1/4A1M-LIAPN8X-H1141	M6831031	0 to 362.5	1450	2175	
	PC040-Gi1/4A1M-LIAPN8X-H1141	M6831032	0 to 580	2320	3480	
	PC070-Gi1/4A1M-LIAPN8X-H1141	M6831033	0 to 1015	4060	6090	
	PC100-Gi1/4A1M-LIAPN8X-H1141	M6831034	0 to 1450	5800	8700	
	PC160-Gi1/4A1M-LIAPN8X-H1141	M6831035	0 to 2320	9280	13920	
	PC250-Gi1/4A1M-LIAPN8X-H1141	M6831036	0 to 3625	14500	21750	
	PC400-Gi1/4A1M-LIAPN8X-H1141	M6831037	0 to 5800	17400	26100	
	PC600-Gi1/4A1M-LIAPN8X-H1141	M6831038	0 to 8700	17400	26100	
4-Wire DC Discrete NPN or PNP and Analog Voltage Output 	PC001V-Gi1/4A1M-LUAPN8X-H1141	M6831039	-14.5 to 0	43.5	72.5	NPN or PNP, N.O./N.C. and 0-10 VDC
	PC001-Gi1/4A1M-LUAPN8X-H1141	M6831040	0 to 14.5	58	87	
	PC002-Gi1/4A1M-LUAPN8X-H1141	M6831041	0 to 36.25	145	217.5	
	PC010-Gi1/4A1M-LUAPN8X-H1141	M6831042	0 to 145	580	870	
	PC016-Gi1/4A1M-LUAPN8X-H1141	M6831043	0 to 232	928	1392	
	PC025-Gi1/4A1M-LUAPN8X-H1141	M6831044	0 to 362.5	1450	2175	
	PC040-Gi1/4A1M-LUAPN8X-H1141	M6831045	0 to 580	2320	3480	
	PC070-Gi1/4A1M-LUAPN8X-H1141	M6831046	0 to 1015	4060	6090	
	PC100-Gi1/4A1M-LUAPN8X-H1141	M6831047	0 to 1450	5800	8700	
	PC160-Gi1/4A1M-LUAPN8X-H1141	M6831048	0 to 2320	9280	13920	
	PC250-Gi1/4A1M-LUAPN8X-H1141	M6831049	0 to 3625	14500	21750	
	PC400-Gi1/4A1M-LUAPN8X-H1141	M6831050	0 to 5800	17400	26100	
	PC600-Gi1/4A1M-LUAPN8X-H1141	M6831051	0 to 8700	17400	26100	
5-Wire AC Relay Output 	PC001V-Gi1/4A1M-ARX-B1151	M6831065	-14.5 to 0	43.5	72.5	Relay N.O./N.C.
	PC001-Gi1/4A1M-ARX-B1151	M6831066	0 to 14.5	58	87	
	PC002-Gi1/4A1M-ARX-B1151	M6831067	0 to 36.25	145	217.5	
	PC010-Gi1/4A1M-ARX-B1151	M6831068	0 to 145	580	870	
	PC016-Gi1/4A1M-ARX-B1151	M6831069	0 to 232	928	1392	
	PC025-Gi1/4A1M-ARX-B1151	M6831070	0 to 362.5	1450	2175	
	PC040-Gi1/4A1M-ARX-B1151	M6831071	0 to 580	2320	3480	
	PC070-Gi1/4A1M-ARX-B1151	M6831072	0 to 1015	4060	6090	
	PC100-Gi1/4A1M-ARX-B1151	M6831073	0 to 1450	5800	8700	
	PC160-Gi1/4A1M-ARX-B1151	M6831074	0 to 2320	9280	13920	
	PC250-Gi1/4A1M-ARX-B1151	M6831075	0 to 3625	14500	21750	
	PC400-Gi1/4A1M-ARX-B1151	M6831076	0 to 5800	17400	26100	
	PC600-Gi1/4A1M-ARX-B1151	M6831077	0 to 8700	17400	26100	

Conversion: 1 bar = 14.5038 psi

Material

Housing	Die-cast Zinc (ZNAL4)
Sensing Element	Ceramic
Cable Connector	Chrome Plated Brass
Pressure Connection	303 Stainless Steel (No. 1.4305)
O-ring Seal	Viton

Voltage	Setpoint	Re-setpoint	Switching Current	Analog Load	Display Accuracy**	Setpoint Accuracy**	Analog Accuracy**	Mating Cordset	Wiring Diagram #	Wiring Diagrams
17-33 VDC	-14 to -1	-14 to -0.7	≤200 mA	<500 Ω	≤2	≤2	≤0.6	RK 4.4T-*	1	<p>Diagram 1</p>  <p>or</p>  <p>Diagram 2</p>  <p>or</p>  <p>Diagram 3</p> 
	1 to 14	0.7 to 14	≤200 mA	<500 Ω	≤2	≤2	≤0.6	RK 4.4T-*	1	
	2 to 36	1 to 35	≤200 mA	<500 Ω	≤2	≤2	≤0.6	RK 4.4T-*	1	
	11 to 145	7 to 140	≤200 mA	<500 Ω	≤2	≤2	≤0.6	RK 4.4T-*	1	
	18 to 232	11 to 225	≤200 mA	<500 Ω	≤2	≤2	≤0.6	RK 4.4T-*	1	
	29 to 362	18 to 350	≤200 mA	<500 Ω	≤2	≤2	≤0.6	RK 4.4T-*	1	
	46 to 580	29 to 562	≤200 mA	<500 Ω	≤2	≤2	≤0.6	RK 4.4T-*	1	
	81 to 1015	50 to 984	≤200 mA	<500 Ω	≤2	≤2	≤0.6	RK 4.4T-*	1	
	116 to 1450	72 to 1406	≤200 mA	<500 Ω	≤2	≤2	≤0.6	RK 4.4T-*	1	
	185 to 2320	116 to 2320	≤200 mA	<500 Ω	≤2	≤2	≤0.6	RK 4.4T-*	1	
	290 to 3625	181 to 3516	≤200 mA	<500 Ω	≤2	≤2	≤0.6	RK 4.4T-*	1	
	464 to 5800	290 to 5626	≤200 mA	<500 Ω	≤2	≤2	≤0.6	RK 4.4T-*	1	
	696 to 8700	435 to 8439	≤200 mA	<500 Ω	≤2	≤2	≤0.6	RK 4.4T-*	1	
	17-33 VDC	-14 to -1	-14 to -0.7	≤200 mA	>10 kΩ	≤2	≤2	≤0.6	RK 4.4T-*	
1 to 14		0.7 to 14	≤200 mA	>10 kΩ	≤2	≤2	≤0.6	RK 4.4T-*	2	
2 to 36		1 to 35	≤200 mA	>10 kΩ	≤2	≤2	≤0.6	RK 4.4T-*	2	
11 to 145		7 to 140	≤200 mA	>10 kΩ	≤2	≤2	≤0.6	RK 4.4T-*	2	
18 to 232		11 to 225	≤200 mA	>10 kΩ	≤2	≤2	≤0.6	RK 4.4T-*	2	
29 to 362		18 to 350	≤200 mA	>10 kΩ	≤2	≤2	≤0.6	RK 4.4T-*	2	
46 to 580		29 to 562	≤200 mA	>10 kΩ	≤2	≤2	≤0.6	RK 4.4T-*	2	
81 to 1015		50 to 984	≤200 mA	>10 kΩ	≤2	≤2	≤0.6	RK 4.4T-*	2	
116 to 1450		72 to 1406	≤200 mA	>10 kΩ	≤2	≤2	≤0.6	RK 4.4T-*	2	
185 to 2320		116 to 2320	≤200 mA	>10 kΩ	≤2	≤2	≤0.6	RK 4.4T-*	2	
290 to 3625		181 to 3516	≤200 mA	>10 kΩ	≤2	≤2	≤0.6	RK 4.4T-*	2	
464 to 5800		290 to 5626	≤200 mA	>10 kΩ	≤2	≤2	≤0.6	RK 4.4T-*	2	
696 to 8700		435 to 8439	≤200 mA	>10 kΩ	≤2	≤2	≤0.6	RK 4.4T-*	2	
102-132 VAC		-14 to -1	-14 to -0.7	≤2.5 A	N/A	≤2	≤2	N/A	RKM 50-*M	3
	1 to 14	0.7 to 14	≤2.5 A	N/A	≤2	≤2	N/A	RKM 50-*M	3	
	2 to 36	1 to 35	≤2.5 A	N/A	≤2	≤2	N/A	RKM 50-*M	3	
	11 to 145	7 to 140	≤2.5 A	N/A	≤2	≤2	N/A	RKM 50-*M	3	
	18 to 232	11 to 225	≤2.5 A	N/A	≤2	≤2	N/A	RKM 50-*M	3	
	29 to 362	18 to 350	≤2.5 A	N/A	≤2	≤2	N/A	RKM 50-*M	3	
	46 to 580	29 to 562	≤2.5 A	N/A	≤2	≤2	N/A	RKM 50-*M	3	
	81 to 1015	50 to 984	≤2.5 A	N/A	≤2	≤2	N/A	RKM 50-*M	3	
	116 to 1450	72 to 1406	≤2.5 A	N/A	≤2	≤2	N/A	RKM 50-*M	3	
	185 to 2320	116 to 2320	≤2.5 A	N/A	≤2	≤2	N/A	RKM 50-*M	3	
	290 to 3625	181 to 3516	≤2.5 A	N/A	≤2	≤2	N/A	RKM 50-*M	3	
	464 to 5800	290 to 5626	≤2.5 A	N/A	≤2	≤2	N/A	RKM 50-*M	3	
	696 to 8700	435 to 8439	≤2.5 A	N/A	≤2	≤2	N/A	RKM 50-*M	3	

See page B11 for additional pressure specifications.
 See pages B31-B35 for diaphragm seals.
 See pages B36-B37 for pressure accessories.
 * Length in meters.
 ** % of rated overall range.