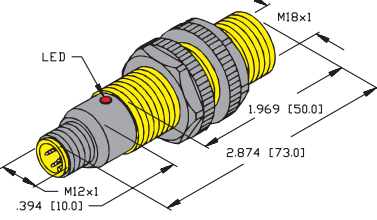
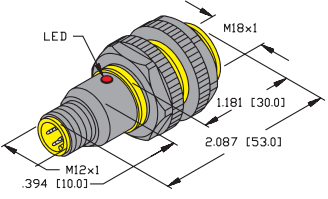
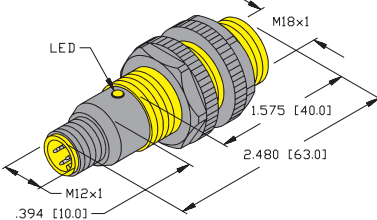


Inductive Sensors



Housing Style	Part Number	ID Number	Features	Embeddable	Sensing Range (mm)	Output	
18 mm - Embeddable and Nonembeddable, Partial Threading, eurofast® Connection 	Bi 5-S18-AD4X-H1141	T4452400		•	5	2-Wire DC	
	Ni 8-S18-AD4X-H1141	T4452600			8		
18 mm - Embeddable and Nonembeddable, Partial Threading, eurofast Connection 	Bi 5-S18-AN6X-H1141	T4652500		•	5	3-Wire DC NPN	
	Ni 8-S18-AN6X-H1141	T4652700			8		
	Bi 5-S18-AP6X-H1141	T4652400			•	5	3-Wire DC PNP
	Ni 8-S18-AP6X-H1141	T4652600			8		
	Bi 5-S18-VP4X-H1141	T1513401	<i>Comp. Output</i>	•	5	4-Wire DC PNP	
Bi 5-S18-Y0X-H1141	T4036095		•	5	2-Wire NAMUR		
18 mm - Embeddable and Nonembeddable, Partial Threading, eurofast Connection 	Bi 5U-S18-AN6X-H1141	M1635620	<i>Uprox</i>	•	5	3-Wire DC NPN	
	Ni 12U-S18-AN6X-H1141	M1645620	<i>Uprox</i>		12		
	Bi 5U-S18-AP6X-H1141	M1635600	<i>Uprox</i>	•	5	3-Wire DC PNP	
	Ni 12U-S18-AP6X-H1141	M1645600	<i>Uprox</i>		12		

For detailed sensor specifications see Section M.
 Normally Closed versions available upon request, consult factory.



Output	Switching Freq. (Hz)	Operating Current (mA) VAC/VDC	Operating Temp. (°C)	Protection	Housing	Face	Power LED	Output LED	Mating Cordset	Wiring Diagram #	Wiring Diagrams
10-65 VDC	1000	≤100	-25 to +70	IP 67	PA 12	PA 12	N/A	YE	RKK 4.2T-*	1	Diagram 1
	500	≤100	-25 to +70	IP 67	PA 12	PA 12	N/A	YE	RKK 4.2T-*	1	
10-30 VDC	1000	≤200	-25 to +70	IP 67	PA 12	PA 12	N/A	YE	RKK 4T-*	2	Diagram 2
	1000	≤200	-25 to +70	IP 67	PA 12	PA 12	N/A	YE	RKK 4T-*	2	
10-30 VDC	1000	≤200	-25 to +70	IP 67	PA 12	PA 12	N/A	YE	RKK 4T-*	3	Diagram 3
	1000	≤200	-25 to +70	IP 67	PA 12	PA 12	N/A	YE	RKK 4T-*	3	
10-30 VDC	1000	≤200	-25 to +70	IP 67	PA 12	PA 12	N/A	YE	RKK 4.4T-*	4	Diagram 4
5-30 VDC	1000	Remote	-25 to +70	IP 67	PA 12	PA 12	N/A	YE	RKK 4.21T-*	5	Diagram 5
10-30 VDC	2500	≤200	-30 to +85	IP 68	PA 12	PA 12	N/A	YE	RKK 4T-*	2	Diagram 4
	2000	≤200	-30 to +85	IP 68	PA 12	PA 12	N/A	YE	RKK 4T-*	2	
10-30 VDC	2500	≤200	-30 to +85	IP 68	PA 12	PA 12	N/A	YE	RKK 4T-*	3	Diagram 5
	2000	≤200	-30 to +85	IP 68	PA 12	PA 12	N/A	YE	RKK 4T-*	3	

Barrels

* Length in meters.

For material descriptions see page M22.